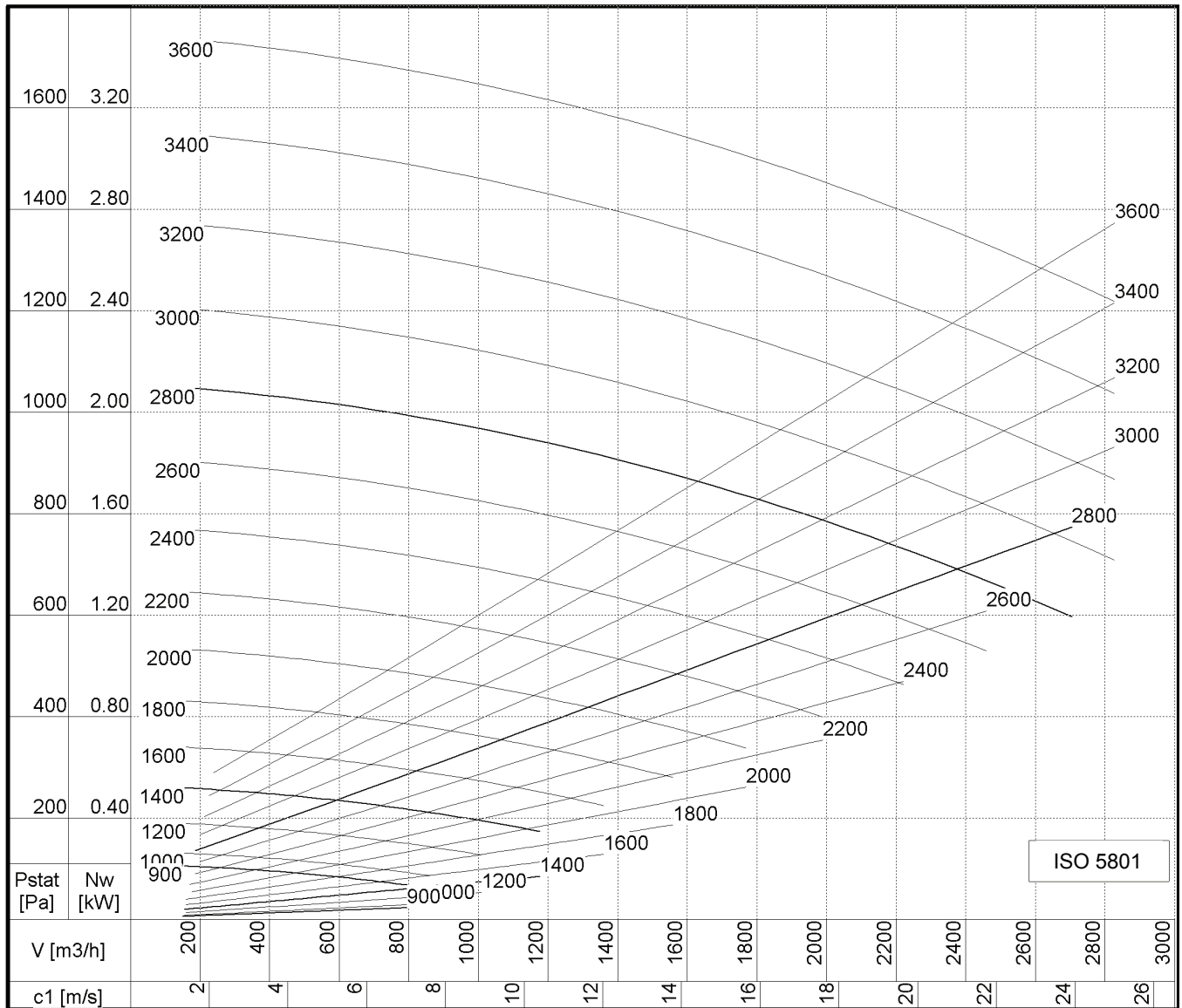


Schalleistungspegel L_{wA} dB(A) **Schalldruckpegel $L_{pA} = L_{wA} - 7$ dB(A)** **Dist. 1 m**
 ISO 5136.2

n	L_{wA} dB(A)	Hz							
		63	125	250	500	1000	2000	4000	8000
min -1									
700	46	20	32	40	43	39	35	28	19
850	51	25	37	45	48	44	40	33	24
900	52	26	38	46	49	45	41	34	25
1100	56	30	42	50	53	49	45	38	29
1400	61	35	47	55	58	54	50	43	34
1700	65	39	51	59	62	58	54	47	38
2800	76	50	62	70	73	69	65	58	49
3400	80	54	66	74	77	73	69	62	53
3600	81	55	67	75	78	74	70	63	54

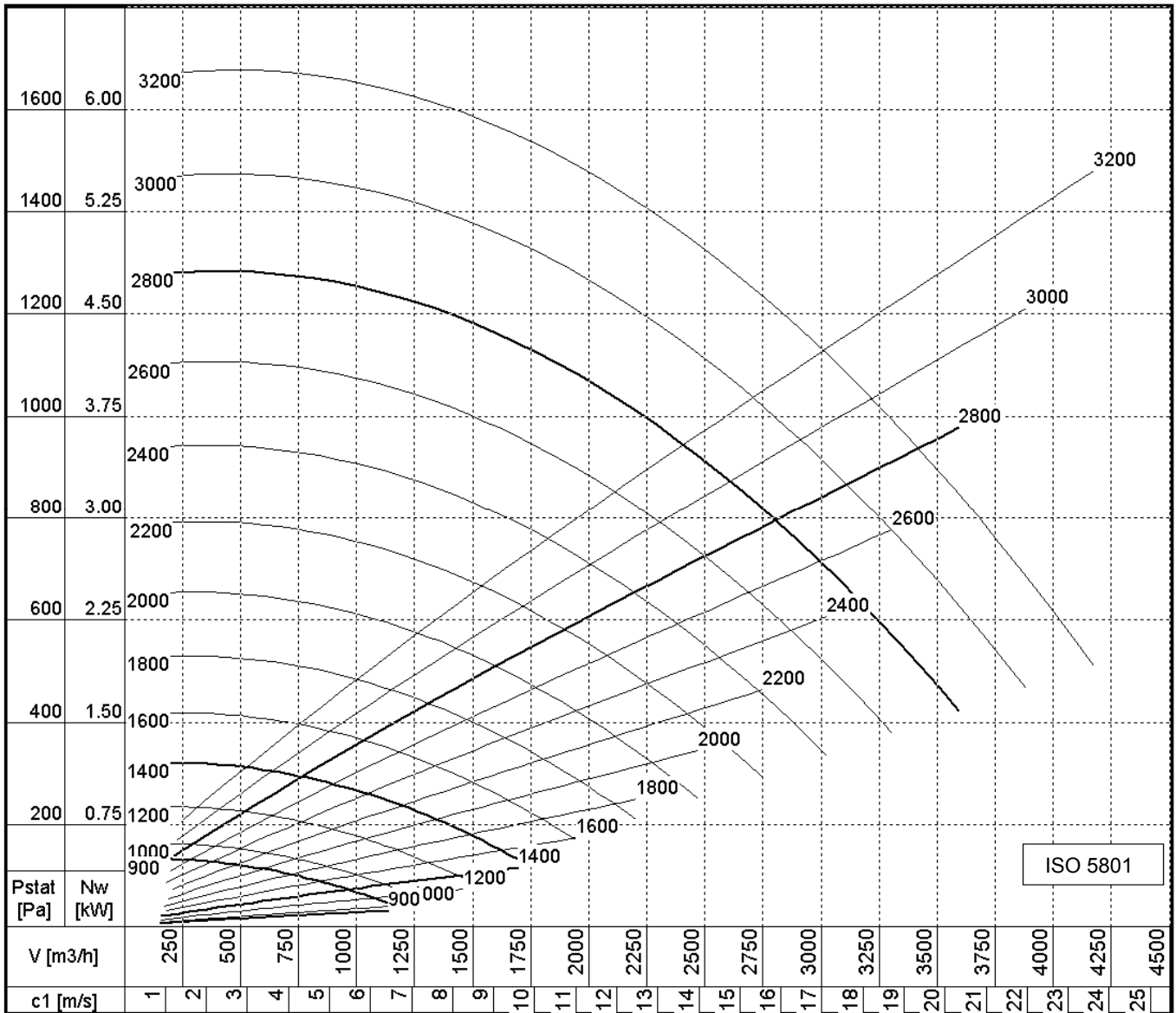




Schalleistungspegel L_{wA} dB(A) **Schalldruckpegel $L_{pA} = L_{wA} - 7$ dB(A)** **Dist. 1 m**
 ISO 5136.2

n	L_{wA}		Hz							
	min -1	dB(A)	63	125	250	500	1000	2000	4000	8000
700		47	11	33	39	40	42	39	30	21
850		52	16	38	44	45	47	44	35	26
900		53	17	39	45	46	48	45	36	27
1100		57	21	43	49	50	52	49	40	31
1400		62	26	48	54	55	57	54	45	36
1700		66	30	52	58	59	61	58	49	40
2800		77	41	63	69	70	72	69	60	51
3400		81	45	67	73	74	76	73	64	55
3600		82	46	68	74	75	77	74	65	56

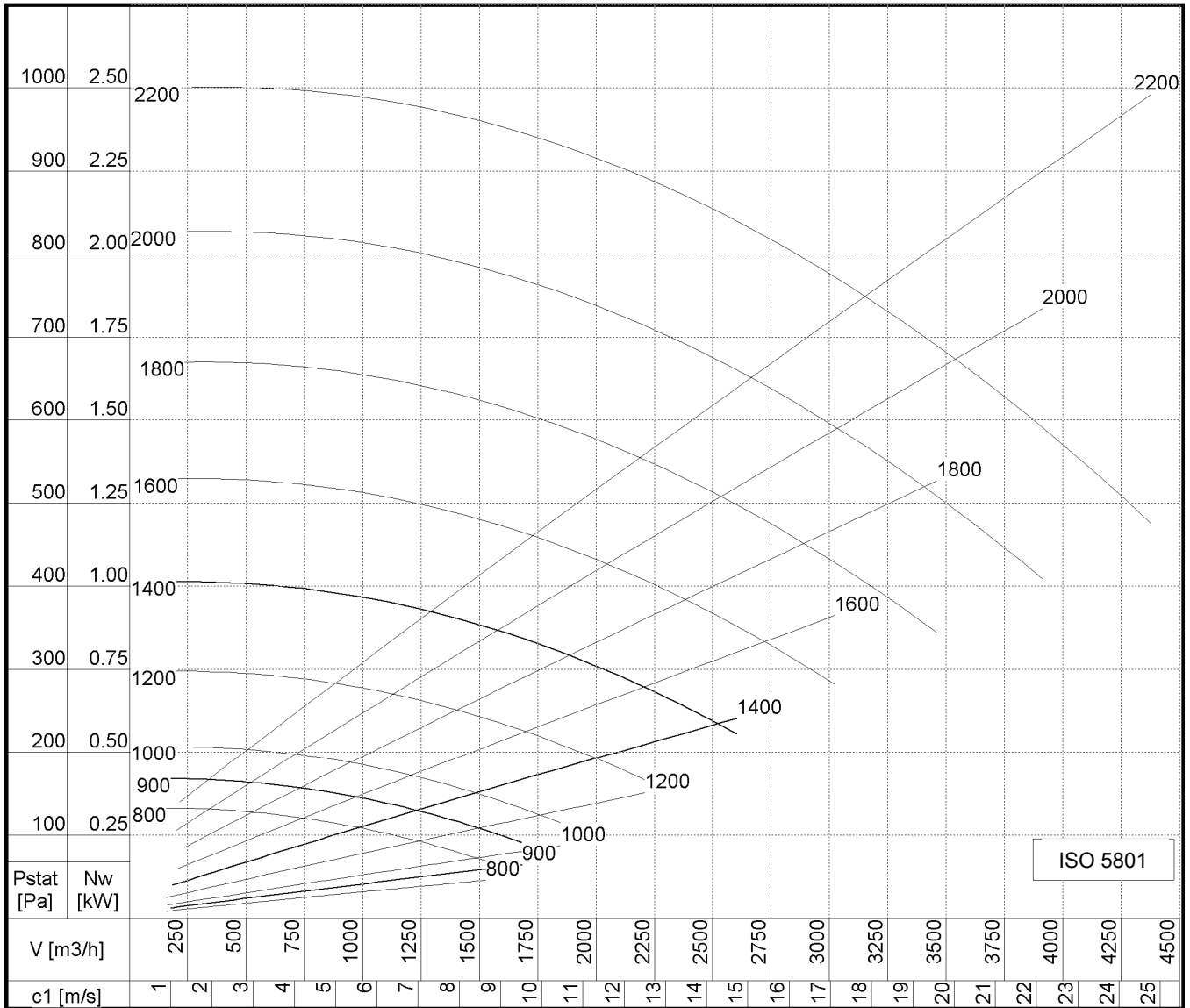




Schalleistungspegel L_{wA} dB(A) **Schalldruckpegel $L_{pA} = L_{wA} - 7$ dB(A)** **Dist. 1 m**
 ISO 5136.2

n	L_{wA}		Hz							
	min -1	dB(A)	63	125	250	500	1000	2000	4000	8000
700		49	18	32	41	44	45	42	33	23
850		54	23	37	46	49	50	47	38	28
900		55	24	38	47	50	51	48	39	29
1100		59	28	42	51	54	55	52	43	33
1400		64	33	47	56	59	60	57	48	38
1700		68	37	51	60	63	64	61	52	42
2800		79	48	62	71	74	75	72	63	53
3200		81	50	64	73	76	77	74	65	55

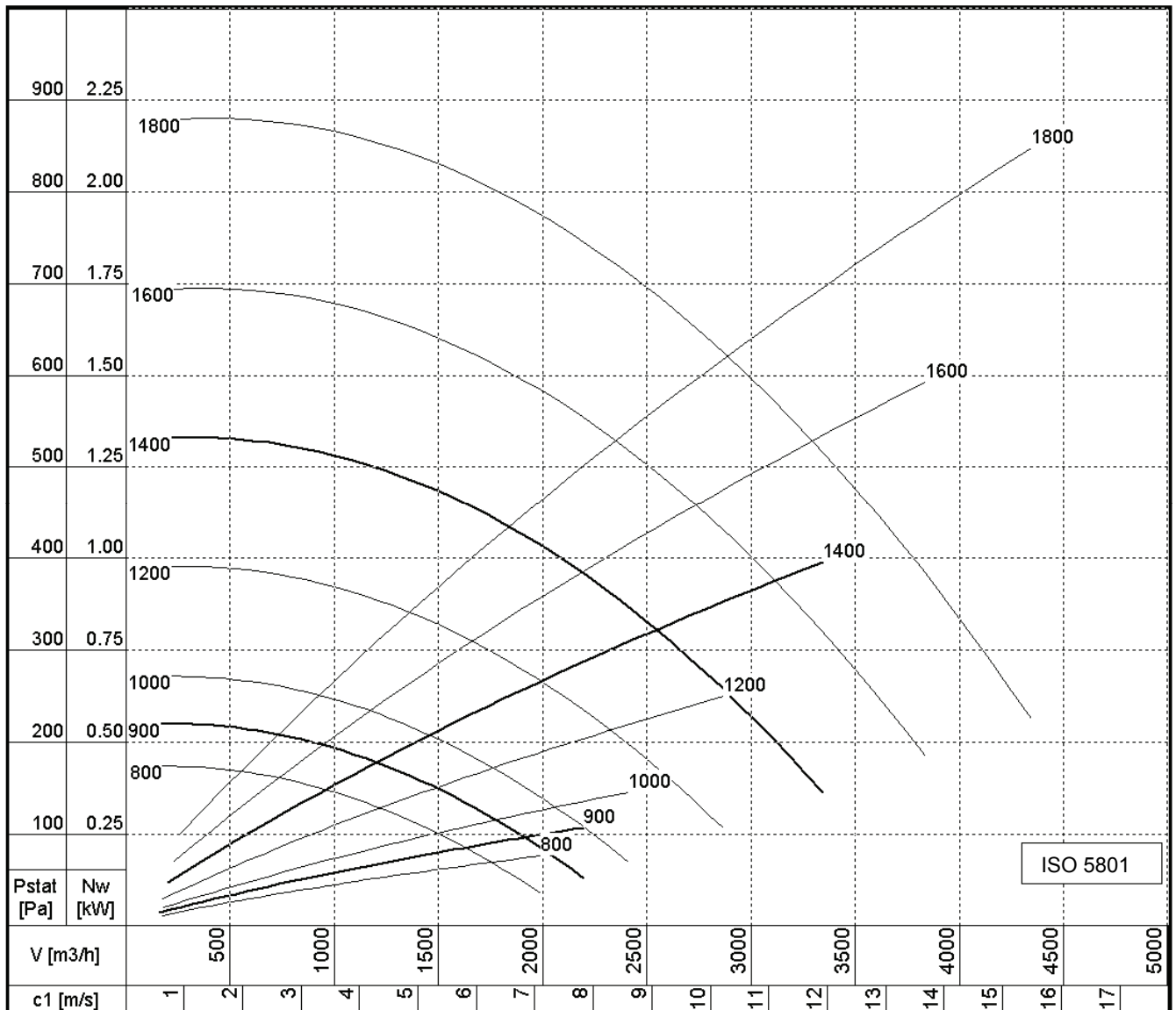




Schalleistungspegel L_{wA} dB(A) **Schalldruckpegel $L_{pA} = L_{wA} - 7$ dB(A)** **Dist. 1 m**
 ISO 5136.2

n	L_{wA} dB(A)	Hz							
		63	125	250	500	1000	2000	4000	8000
700	53	22	38	46	48	49	44	36	26
850	58	27	43	51	53	54	49	41	31
900	59	28	44	52	54	55	50	42	32
1100	63	32	48	56	58	59	54	46	36
1400	68	37	53	61	63	64	59	51	41
1700	72	41	57	65	67	68	63	55	45
2200	77	46	62	70	72	73	68	60	50

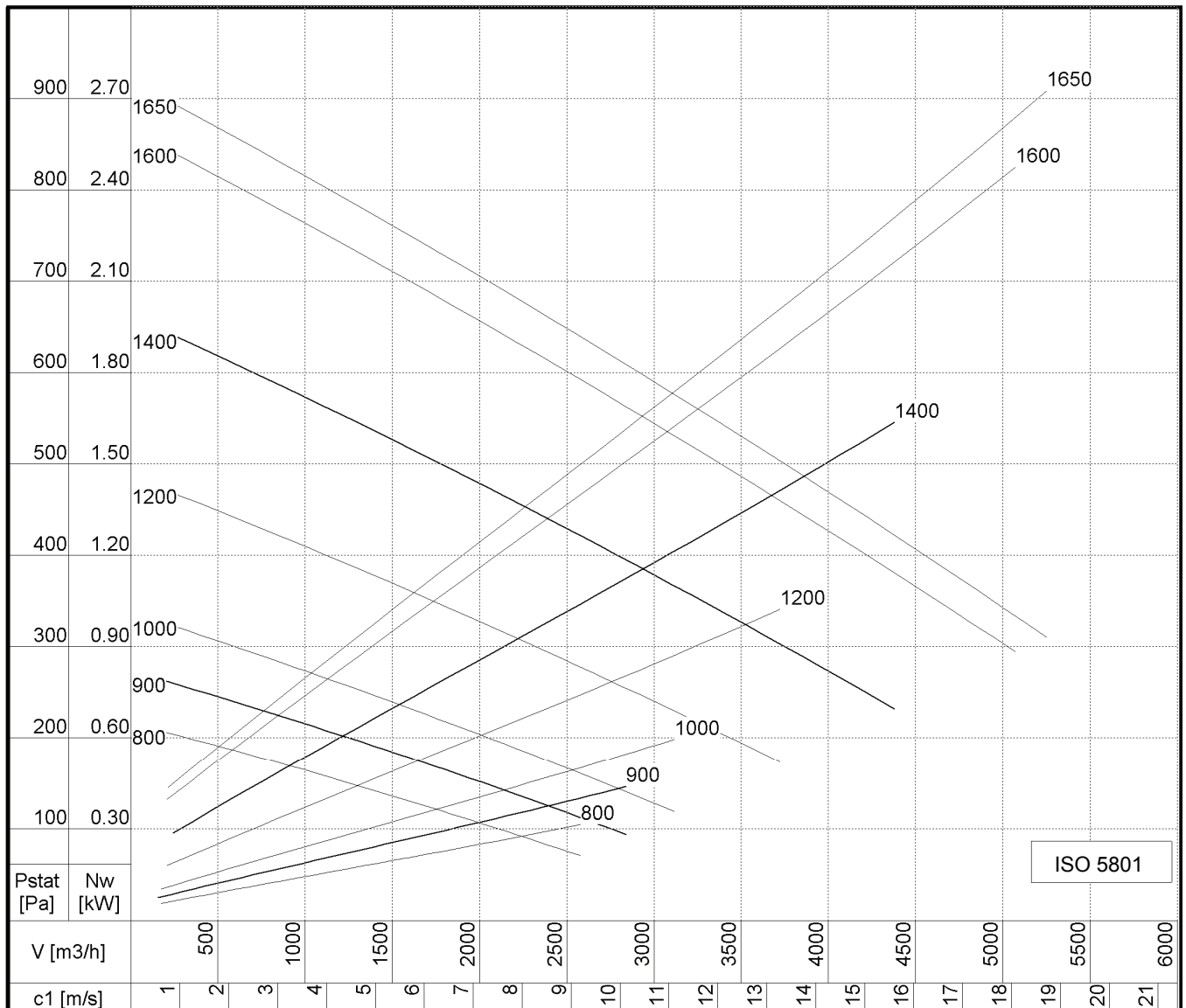




Schallleistungspegel L_{wA} dB(A) **Schalldruckpegel $L_{pA} = L_{wA} - 7$ dB(A)** **Dist. 1 m**
 ISO 5136.2

n	L_{wA}	Hz							
min -1	dB(A)	63	125	250	500	1000	2000	4000	8000
700	57	33	42	49	52	52	48	40	31
850	62	38	47	54	57	57	53	45	36
900	63	39	48	55	58	58	54	46	37
1100	67	43	52	59	62	62	58	50	41
1400	72	48	57	64	67	67	63	55	46
1700	76	52	61	68	71	71	67	59	50
1800	77	53	62	69	72	72	68	60	51





Schalleistungspegel L_{wA} dB(A) **Schalldruckpegel $L_{pA} = L_{wA} - 7$ dB(A)** **Dist. 1 m**
 ISO 5136.2

n	L_{wA} dB(A)	Hz							
		63	125	250	500	1000	2000	4000	8000
700	61	30	44	57	53	56	52	45	34
850	66	35	49	62	58	61	57	50	39
900	67	36	50	63	59	62	58	51	40
1100	71	40	54	67	63	66	62	55	44
1400	76	45	59	72	68	71	67	60	49
1650	79	48	62	75	71	74	70	63	52

